

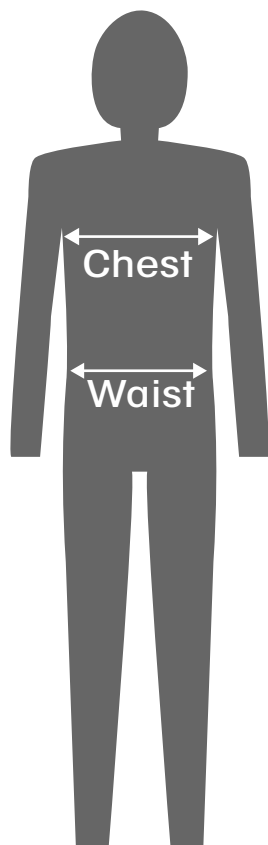
Clothing Guide

DESCRIPTION	SIZE (cm)					
	XS	S	M	L	XL	2XL
WAIST	58	62	66	70	74	78
HIP	35	37	39	41	43	45
THIGH	21.5	23.5	25.5	27.5	29.5	31.5
BOTTOM	10	11	12	13	14	15
IN SEAM	63	64	65	66	67	68
FRONT RISE	26	27	28	29	30	31
BACK RISE	34	35	36	37	38	39

<Notes>

- *Garment size(s)* is / are the measurement of the actual garment
- Fitting will vary, even for garments which are the same size
- The sizes indicated for products which feature tucks and pleats are measured with the tucks and pleats opened out.
- Dependig on the characteristics of the fabric used, there would be an error within 1 centimeter (+1cm / -1cm)

Body Measurements



MEN

SIZE		XS	S	M	L
Height	ft	5.08-5.4	5.4-5.74	5.74-6.07	5.74-6.07
	cm	155-165	165-175	175-185	175-185
Chest	in	32-35	35-38	38-41	41-44
	cm	80-88	88-96	96-104	104-112
Waist	in	26-28	27-30	30-33	33-36
	cm	66-72	68-76	76-84	84-92

SIZE		XL	XXL	3XL
Height	ft	5.74-6.07	5.74-6.07	5.74-6.07
	cm	175-185	175-185	175-185
Chest	in	44-47	47-50	50-53
	cm	112-120	120-128	128-136
Waist	in	36-39	39-42	42-45
	cm	92-100	100-108	108-116

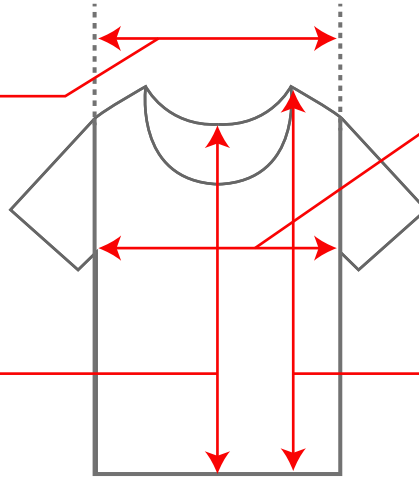
Nude waist measurement	in	27	28	29	30	31	32	33	34	35
	cm	68	70	73	76	79	82	84	86.5	88
	in	36	37	38	40	42	44	46	48	
	cm	91	94	95	100	106.5	110	115	120	

How to measure clothing

Tops

Shoulder Width

Length between the shoulders.



Body Width

Length between the stitches below the armpits.

Body Length

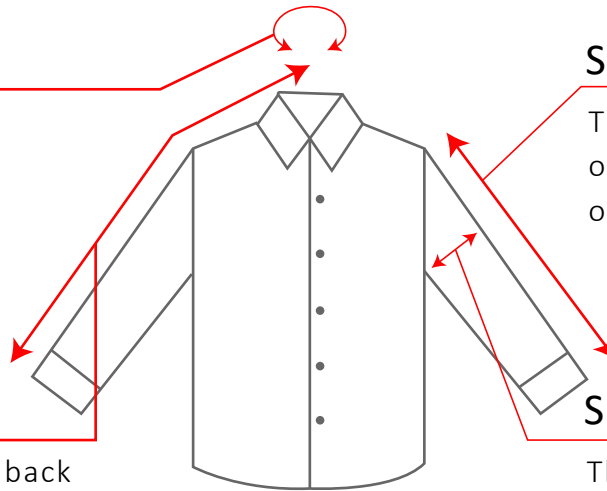
The length in the back of the garment in the center to the bottom (hem).

Body Length (off-center)

Length between the edge of the neck opening to the bottom.

Neck Size

The length of the collar when flattened, from the center of the top button to the edge of the button hole.



Sleeve Length

The length between the tip of the shoulder to the opening of the sleeve.

Sleeve Length (CB)

The length between the back center of the collar to the edge of the sleeve.

Sleeve Width

The length between the top of the sleeve, measured perpendicular to the fabric's vertical thread.

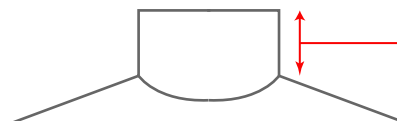
Front Neck Depth

Height from the neckline.



Collar Stand

Height from the neckline.

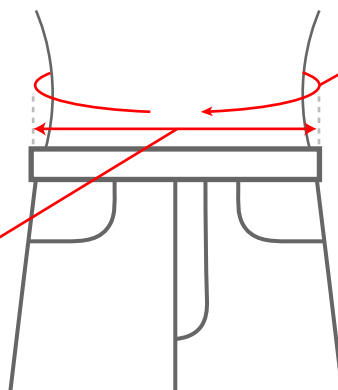


Bottoms

* Select the bottoms based on the waist (nude measurement). However, depending on the product, the waist (product size) and hip (product size) may vary. so make sure to refer to the product size as well.

Waist (nude measurement)

The narrowest part of the waist.

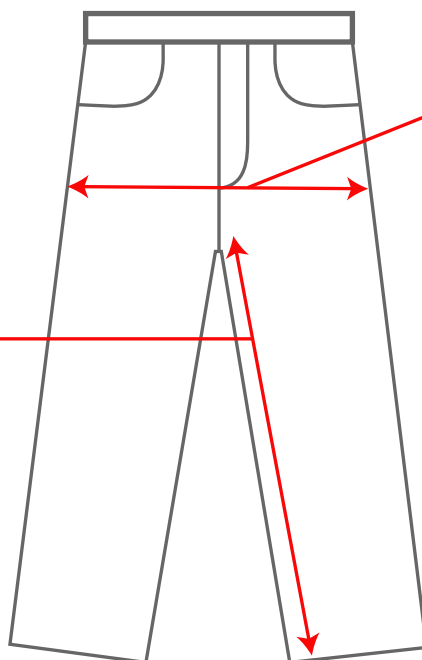


Waist (product size)

The actual measurement of the waist part of the product. Measure the width between the two sides and double the number.

Hip

Measure the fullest part of the hip, between the two sides and double the figure.



Inseam (length)

Length measured between the crotch and the hem.

Neck Size

Measure one of the shirts you have around the neck. Flatten the collar and measure from the center of the top button to the furthest edge of the button hole.

Chest/Bust

Waist

Inseam

Measure the inseam of the pants you own. Start from the stitches at the crotch to the hem, along the stitches inside the pants.

Chest/Bust

Place the measure tape from bottom of the armpit across the shoulder blades horizontally to measure. For the bust, measure the top of the bust.

Shoulder Width

Measure between the tips of both shoulders, passing through the bone (cervical vertebrae) that sticks out when you tilt your neck forward.

Waist

Measure the thinnest part of the waist. However, depending on the product, some are worn with the dropped waist. Depending on the waist size indicatino, the actual size would be somewhat larger.

Hip

Standing straight, measure the fullest part of the hip.

Dress Length

Measure the center of the back of the neck to the hem.

